

# PMEX UPDATE

<b>WTI</b> 86.38 0.03%	<b>SELL</b>		
	Entry	Stoploss	Take Profit
	86.8 - 86.54	87.56	85.32 - 83.72

The scrip is trading aboce its 50DMA. The RSI resides at 49.

<b>BRENT</b> 90.91 0.02%	<b>SELL</b>		
	Entry	Stoploss	Take Profit
	91.95 - 91.3	92.62	89.76 - 88.26

The scrip is trading above its 50DMA. The RSI resides at 43.

<b>GOLD</b> 1,932.90 -0.44%	<b>BUY</b>		
	Entry	Stoploss	Take Profit
	1917 - 1922	1,909.1	1942 - 1949

The scrip is trading above its 50 DMA. The RSI resides at 58.

<b>GAS</b> 3.14 -2.15%	<b>SELL</b>		
	Entry	Stoploss	Take Profit
	3.201 - 3.171	3.25	3.119 - 3.093

The scrip is trading above its 50 MA (4-hourly). The RSI resides at 57.

<b>PLATINUM</b> 887.9 0.00%	<b>BUY</b>		
	Entry	Stoploss	Take Profit
	879.35 - 882.21	877.17	893 - 897

The scrip is trading above its 50 MA (4-hourly). The RSI resides at 44.

<b>SILVER</b> 22.84 -0.25%	<b>BUY</b>		
	Entry	Stoploss	Take Profit
	22.409 - 22.7	22.21	22.997 - 23.288

The scrip is trading above its 50MA (4-hourly) . The RSI resides at 43.

<b>COPPER</b> 3.59 0.51%	<b>SELL</b>		
	Entry	Stoploss	Take Profit
	3.6075 - 3.597	3.64	3.5613 - 3.5497

The scrip is trading below its 50DMA. The RSI resides at 40.

<b>COTTON</b> 86.03 -0.09%	<b>SELL</b>		
	Entry	Stoploss	Take Profit
	86.26 - 86	86.62	85.46 - 84.89

The scrip is trading below its 50DMA. The RSI resides at 42.

<b>DOW</b> 33,863 0.11%	<b>SELL</b>		
	Entry	Stoploss	Take Profit
	33940 - 33910	34,083	33710 - 33656

The index is trading below its 50 DMA. The RSI resides at 44.

<b>S&amp;P 500</b> 4,367 0.21%	<b>SELL</b>		
	Entry	Stoploss	Take Profit
	4387.27 - 4377.83	4,409	4347.87 - 4341.29

The index is trading below its 50DMA. The RSI resides at 46.

# PMEX UPDATE

<b>NASDAQ</b> 15,164 	SELL		
	Entry	Stoploss	Take Profit
	15221 - 15189	15,320	15067 - 15005

The index is trading above its 50 MA (4-hourly). The RSI resides at 50.

<b>EUR-USD</b> 1.0525 	SELL		
	Entry	Stoploss	Take Profit
	1.0555 - 1.0537	1.0585	1.0503 - 1.0497

The index is trading below its 50 MA (4-hourly). The RSI resides at 41.

<b>USD-JPY</b> 149.43 	SELL		
	Entry	Stoploss	Take Profit
	149.72 - 149.57	150.24	149.06 - 148.85

The index is trading above its 50 MA (4-hourly). The RSI resides at 58.

<b>GBP-USD</b> 1.2159 	SELL		
	Entry	Stoploss	Take Profit
	1.2193 - 1.2172	1.2233	1.2126 - 1.2108

The index is trading below its 50 MA (4-hourly). The RSI resides at 38.

## Major Headlines

### Oil prices flat as investors assess risks of Israel-Hamas war

Oil traded mostly flat on Monday after surging last week as investors wait to see if the Israel-Hamas conflict draws in other countries - a development that would potentially drive up prices further and deal a fresh blow to the global economy. futures were last flat at \$90.89 per barrel at 0419 GMT. Brent U.S. West Texas Intermediate (WTI) crude was down 2 cents to \$87.67 a barrel. [see more...](#)

### Gold prices sink as safe haven rally pauses, M. East tensions in focus

Gold prices fell on Monday, reversing course after increased safe haven demand spurred a series of strong gains in the yellow metal, with focus remaining on any potential spillover from the Israel-Hamas war. [see more...](#)

### Dow futures tick higher, earnings season comes into focus

US stock futures were trading higher during Sunday's evening deals, after major benchmark averages finished with weekly advances amid stronger than expected earnings from major financial companies. By 6:40pm ET (10:40pm GMT) Dow Jones Futures and S&P 500 Futures were up by 0.1% while Nasdaq 100 Futures added 0.2%. market participants will be closely monitoring the [see more...](#)

### USD/JPY struggles for a firm direction, stuck in a range around mid-149.00s

The USD/JPY pair attracts some dip-buying near the 149.35-149.30 area during the Asian session on Monday, albeit lacks follow-through and remains below a one-and-half-week high touched on Friday. [see more...](#)

### EUR/USD Price Analysis: Posts modest gains above 1.0500, upside seems limited

The EUR/USD pair posts modest gains during the Asian session on Monday. The rebound of the pair is supported by the softer US Dollar (USD) broadly. EUR/USD currently trades near 1.0522, up 0.22% on the day. According to the four-hour chart, the EUR/USD pair holds below the 50- and 100-hour Exponential Moving Averages (EMAs) [see more...](#)

### GBP/USD retraces the recent losses near 1.2150, focus on UK labor data, US Retail Sales

GBP/USD retraces the recent losses, trading higher around 1.2150 during the Asian session on Monday. The pair faced challenges possibly due to the shift in discussions about the trajectory [see more...](#)

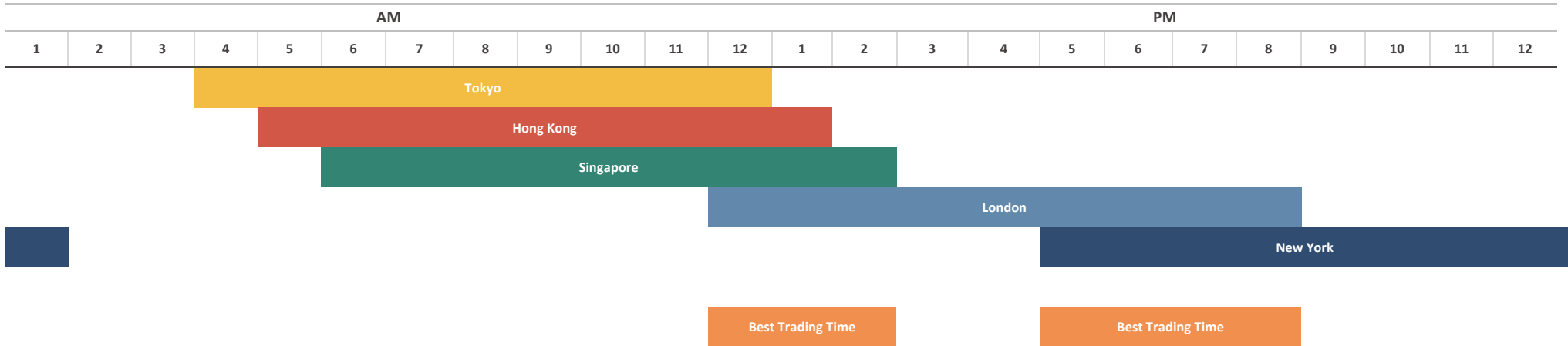
# ECONOMIC CALENDAR

Event	Dates	Time	Currency	Importance	Actual	Forecast	Previous
Core Retail Sales (MoM) (Sep)	17-Oct-23	5:30 PM	USD	High Volatility		0.20%	0.60%
Retail Sales (MoM) (Sep)	17-Oct-23	5:30 PM	USD	High Volatility		0.30%	0.60%
GDP (YoY) (Q3)	18-Oct-23	7:00 AM	CNY	High Volatility		4.40%	6.30%
CPI (YoY) (Sep)	18-Oct-23	11:00 AM	GBP	High Volatility		6.50%	6.70%
CPI (YoY) (Sep)	18-Oct-23	2:00 PM	EUR	High Volatility		4.30%	5.20%
Building Permits (Sep)	18-Oct-23	5:30 PM	USD	High Volatility		1.455M	1.541M
Crude Oil Inventories	18-Oct-23	7:30 PM	USD	High Volatility			10.176M
Initial Jobless Claims	19-Oct-23	5:30 PM	USD	High Volatility		213K	209K
Philadelphia Fed Manufacturing Index (Oct)	19-Oct-23	5:30 PM	USD	High Volatility		-6.4	-13.5
Existing Home Sales (Sep)	19-Oct-23	7:00 PM	USD	High Volatility		3.89M	4.04M
Fed Chair Powell Speaks	19-Oct-23	9:00 PM	USD	High Volatility			

Source: Investing.com

# FOREX MARKETS' STATISTICS

**Forex Market Hours**

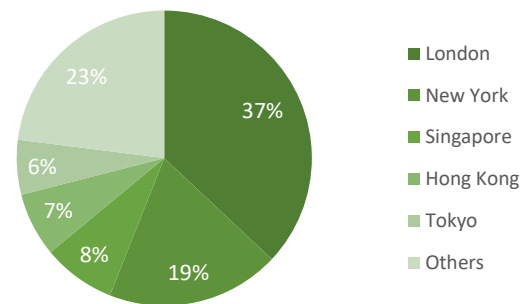


Note: This chart shows the normal forex trading times of all the major forex trading centers across the globe in Pakistan Standard Time.

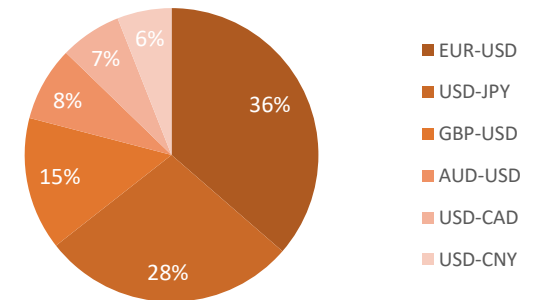
**Forex Turnover by Counterparty**



**Markets' Share in Total Forex Turnover**



**Most Traded Currency Pairs**



Sources: ACPL Research, Forexmarkethours, Dailyfx, Ig

# DISCLAIMER

This report has been prepared by Abbasi and Company (Private) Limited and is provided for information purposes only. Abbasi and Company (Private) Limited (ACPL) is engaged in brokerage business of commodities futures in Pakistan and to provide the trading/ execution facility on Pakistan Mercantile Exchange (PMEX). There is risk of loss in trading in derivatives (futures). The author, directors and other employees of Abbasi and Company (Private) Limited and its affiliates cannot be held responsible for any loss in trading. Futures; futures on margin carries a high level of risk and may not be suitable for all investors. The high degree of leverage can work against the investor/ traders. Before deciding to invest in Commodity derivatives, you should carefully consider your investment objectives, level of experience, and risk appetite. The possibility exists that you could sustain a loss of some or all of your initial investment and therefore you should not invest money that you cannot afford to lose. You should be aware of all the risks associated with futures trading in commodities and other financial products. We take no responsibility for any loss made in investment on any instruments through us. In any event Abbasi and Company (Private) Limited, its affiliates, agents will not be liable to anyone for any decision made or action taken for investment/ trading. Abbasi and Company (Private) Limited, its affiliates, directors and employees cannot be held responsible for any loss in trading due to any problem in connectivity; failure of system; technical problem in the software or any other reason whatever. All the reports/ recommendations/ trading calls/ opinions are advisory in nature and contains the opinions of the author, which are not to be construed as investment advices. The author, directors and other employees of Abbasi and Company (Private) Limited and its affiliates cannot be held responsible for the accuracy of the information presented herein or for the results of the positions taken based on the opinions expressed in the reports/ views from Abbasi and Company (Private) Limited. All the views/ recommendations/ trading calls and opinions are based on the information, which are believed to be accurate and no assurance can be given for the accuracy of these information.

Derivatives trading involve substantial risk. The valuation of the underlying may fluctuate, and as a result, clients may lose their entire original investment. In no event should the content of this research report be construed as an express or an implied promise, guarantee or implication by, or from, Abbasi and Company (Private) Limited that you will profit or that losses can, or will be, limited in any manner whatsoever. Past results are no indication of future performance. The information provided in this report is intended solely for informative purposes and is obtained from sources believed to be reliable. Information is in no way guaranteed. No guarantee of any kind is implied or possible where projections of future conditions are attempted. Investments in securities market are subject to market risks, read all the related documents carefully before investing.

All rights reserved by Abbasi and Company (Private) Limited. This report or any portion hereof may not be reproduced, distributed, or published by any person for any purpose whatsoever. Nor can it be sent to a third party without prior consent of Abbasi and Company (Private) Limited. Action could be taken for unauthorized reproduction, distribution, or publication.

The research analyst, primarily involved in the preparation of this report, certifies that (1) the views expressed in this report accurately reflect his/her personal views about the subject commodity/index /currency pair and (2) no part of his/her compensation was, is or will be directly or indirectly related to the specific recommendations or views expressed in this report.

## DISCLOSURE

Following exchange rates are used to convert investment and profit values:

- USD/PKR: 277.62
- JPY/PKR: 1.86

To arrive at our Target Price, Abbasi & Company (Private) Limited uses following methods:

- Technical Analysis
- Fundamental Analysis

Furthermore, profit and returns are inclusive of all expenses including PMEX Fee, ACPL Fee & Sales Tax

## RESEARCH DISSEMINATION POLICY

Abbasi & Company (Private) Limited endeavors to make all reasonable efforts to disseminate research to all eligible clients in a timely manner through either physical or electronic distribution such as email, fax mail etc. Nevertheless, all clients may not receive the material at the same time.

### PREPARED BY

Haroon Abdul Razzaq  
Phone: (+92) 42 38302028  
Ext: 116  
Email: haroon@abbasiandcompany.com

### RESEARCH DEPARTMENT

6 - Shadman, Lahore  
Phone: (+92) 42 38302028; Ext: 116, 117  
Email: research@abbasiandcompany.com  
web: www.abbasiandcompany.com

### HEAD OFFICE

6 - Shadman, Lahore  
Phone: (+92) 42 38302028  
Email: support@abbasiandcompany.com  
web: www.abbasiandcompany.com